



Condensate Pots and Seal Chambers manufactured by **Channel Track** are designed and fabricated in accordance with the Instrument Society of America Publication RP3.1 entitled "Flowmeter Installations Seal and Condensate Chambers". In accordance therewith:

Condensate Chambers are used in the measurement of steam or other vapors which condense to the liquid state at the ambient temperature of the meter.

Seal chambers are used in the measurement of fluids which, due to their corrosive or viscous properties, are preferably prevented from entering the meter body.

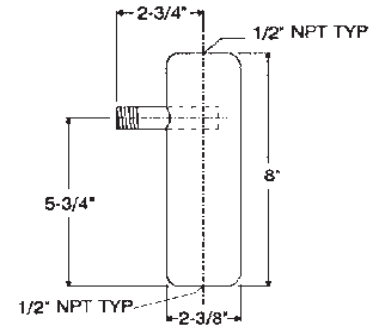
The chambers provide a large area of contact between the measured fluid and the condensate or seal liquid, minimizing errors due to unequal head of fluid in the two connecting lines to the meter.

CONSTRUCTION:

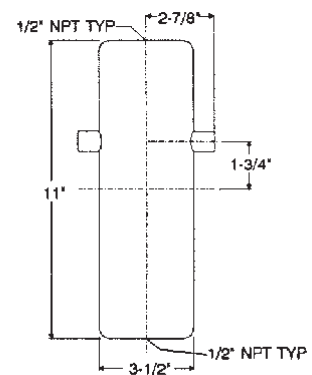
Channel Track Seal Chambers/Condensate Pots are constructed in three ways; the primary design is to fabricate them of schedule 80 pipe which results in hemispherical ends formed from an intricate heating and spinning/forging manufacturing process. Each end of the vessel is forged with proper thickness to assure full thread engagement after tapping. Side taps are accomplished utilizing 3000 lb. couplings as standard, 6000 lb. couplings are available as an option. Each unit is rendered free of foreign materials resulting from fabrication; in as much as the interior is sandblasted following all manufacturing and preceding hydrostatic testing. The second method of construction is to machine and weld flat plates of proper thickness for threading to each end of the specified proper length and schedule pipe. The third method of construction is to weld ellipsoidal welding Caps with threaded couplings onto the ends of selected pipe. All of the foregoing methods are in accordance with; the code for pressure piping ASA 8-31.1, latest revision.

TESTING:

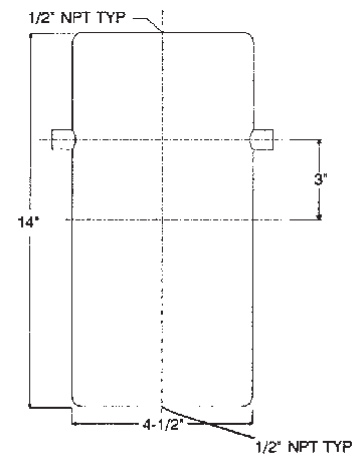
Channel Track seal pots are hydrostatically tested at 2500 psig at ambient temperature. Special dimensional, pressure rating, or pressure tap location can be furnished by Channel Track on request.



2" Catalog No.: CP-1-B-8-N



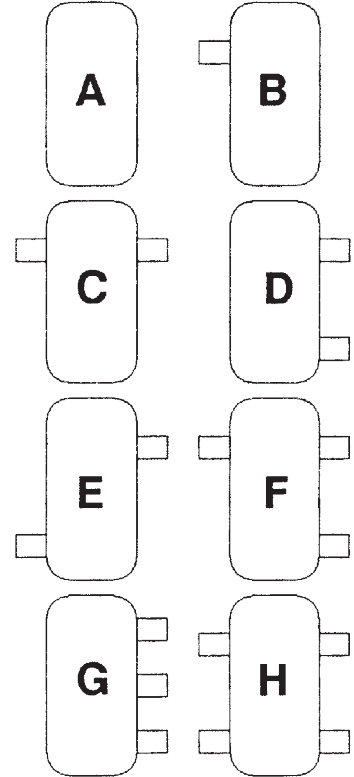
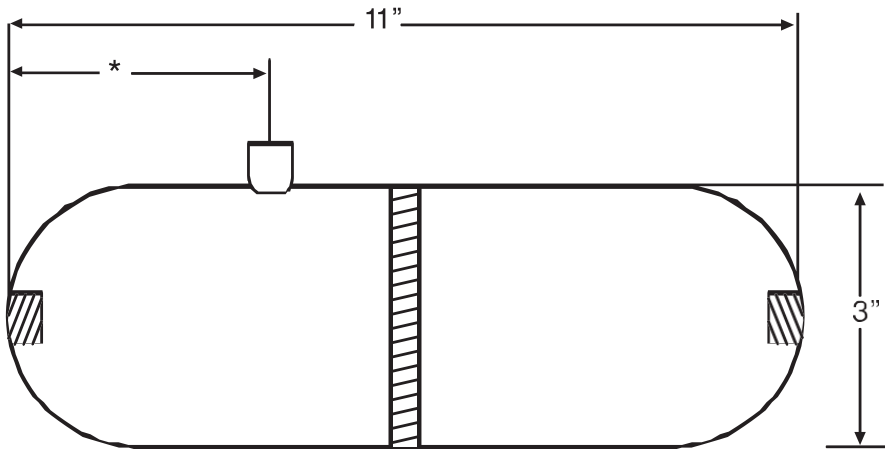
3" Catalog No.: CP-3-C-8-N



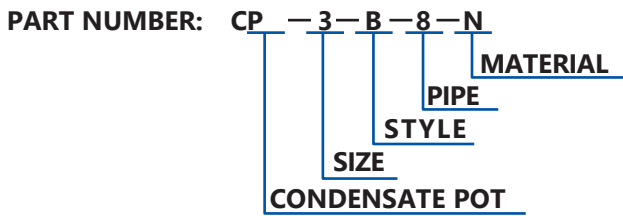
4" Catalog No.: CP-4-C-8-N



*Note: Standard 1/2" NPT Threaded top and bottom



EXAMPLE:



DESCRIPTION: CONDENSATE POT 3" x 11", SCHEDULE 80, CARBON STEEL WITH 1/2" NPT CONNECTIONS TOP, BOTTOM AND ONE SIDE

- SIZE**
- 1 - 2" x 8"
 - 2 - 3" x 5-1/2"
 - 3 - 3" x 11"
 - 4 - 4" x 14"
 - 5 - 6" x 17"
 - 6 - 6" x 17"
 - 7 - OTHER

- PIPE SCHEDULE**
- 4 - SCHEDULE 40
 - 8 - SCHEDULE 80
 - 16 - SCHEDULE 160xxh
 - 0 - OTHER (SPECIFY)

- MATERIAL TYPE**
- N - CARBON STEEL
 - A - 304 S.S.
 - D - 316 S.S.
 - X - OTHER (SPECIFY)

NOTES:

- 1) 1/2 NPT 3000# CONNECTION STANDARD, (6000# OPTIONAL)
- 2) HYDROTESTED TO 2500 P.S.I.G. @ AMBIENT TEMPERATURE
- 3) ALL UNITS PER I.S.A RP3.1 STANDARD
- 4) ALL CARBON STEELPOTS ARE A.S.T.M. - A106-GR. B SMLS PIPE
- 5) ALL CONNECTIONS FURNISHED WITH PLASTIC PLUGS
- 6) OTHER SIZES, MATERIALS AND STYLES AVAILABLE
- 7) DESIGN SUBJECT TO CHANGE WITHOUT NOTICE

