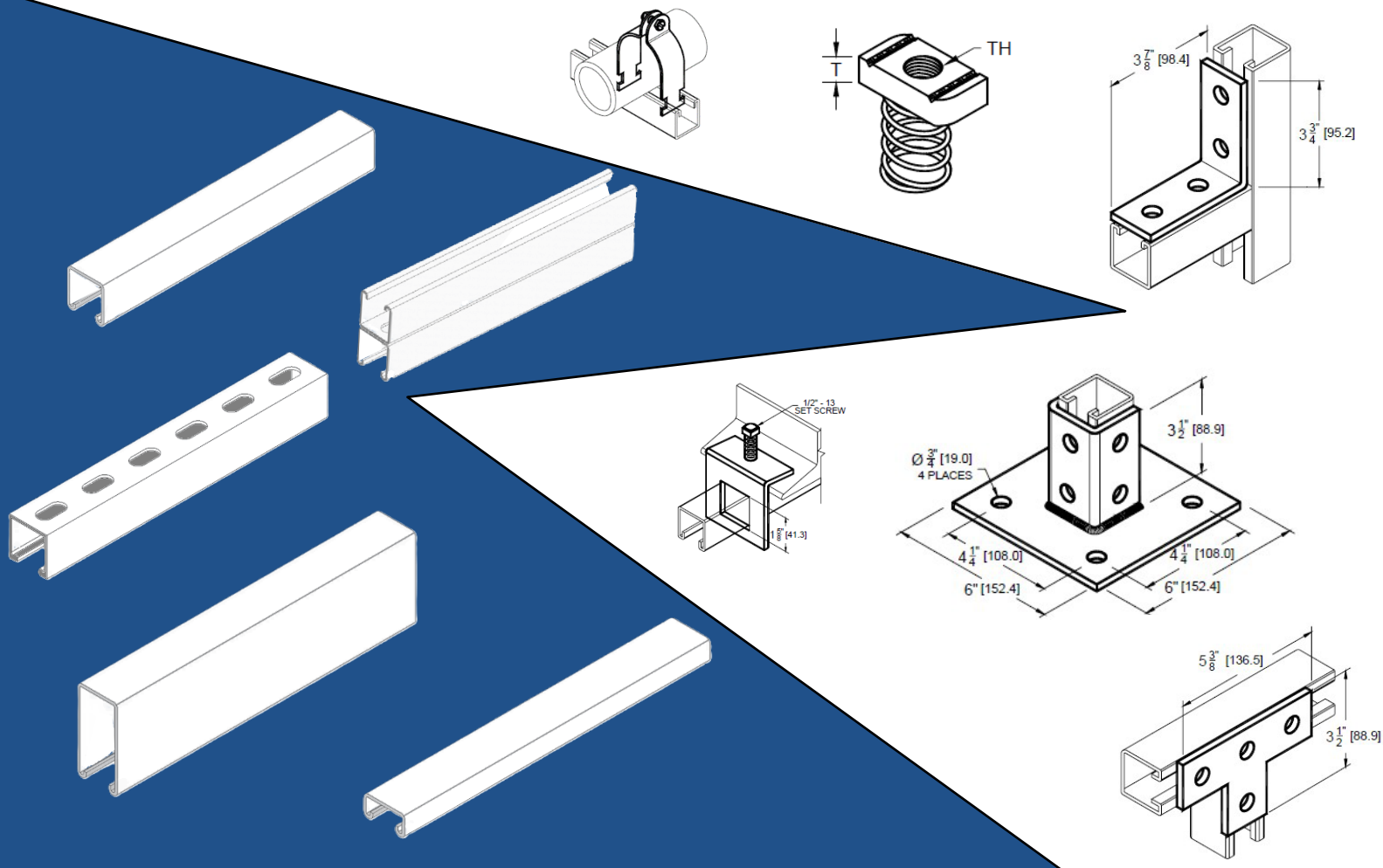




STRUCTURED EXCELLENCE

**MAXISTRUT**

CHANNEL FRAMING STRUT SYSTEM

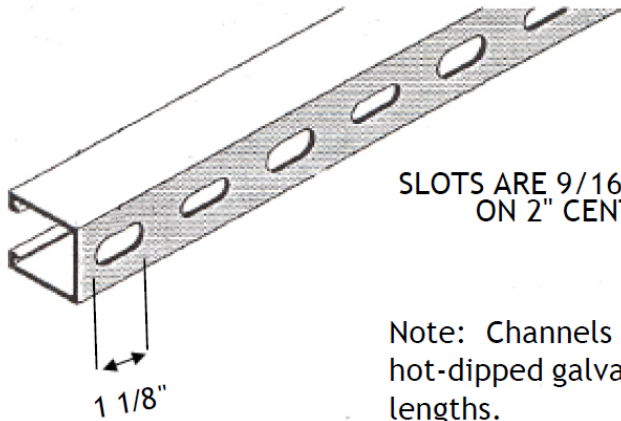


**CHANNEL TRACK MANUFACTURING**

11750 CLAY ROAD · HOUSTON, TEXAS 77043 · 713.864.2551

[WWW.CHANNEL-TRACK.COM](http://WWW.CHANNEL-TRACK.COM)

# ROLL-FORMED STEEL CHANNEL SECTIONS



SLOTS ARE 9/16" X 1 1/8"  
ON 2" CENTERS

Note: Channels available in black steel, pre-galvanized steel, hot-dipped galvanized steel, 304 S.S. & 316 S.S. in 10 & 20 lengths.

## CHANNEL STYLES

CAT NO. SLOT	SECTION DIMENSION	MATERIAL THICKNESS	WT. LBS/FT
MS-402-S	1-5/8"X-1/8"	.105"	1.90
MS-404-S	1-5/8"X1-5/8"	.075"	1.40
MS-202-S	7/8"X1-5/8"	.105"	1.35
MS-106-S	13/16"X1-5/8"	.060"	.82
MS-104-S	13/16"X1-5/8"	.075"	.97
MS-602-S	3-1/4"X1-5/8"	.105"	3.05
MS-502-S	2-7/16"X1-5/8"	.105"	2.47



CHANNEL TRACK MANUFACTURING  
11750 CLAY ROAD · HOUSTON, TEXAS 77043 · 713.864.2551  
WWW.CHANNEL-TRACK.COM



# Channel Nuts

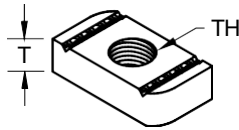
Standard finish is Zinc Electroplate.

See page one for a listing of product finishes and materials.

## CNN

### Channel Nut No Spring

For all channel sizes except as noted



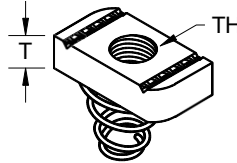
Catalog Number	TH	in.	T	mm
CNN20025EG	1/4"-20	0.25	6.3	
CNN30031EG	5/16"-18	0.37	9.4	
CNN30037EG	3/8"-16	0.37	9.4	
CNN30050EG	1/2"-13	0.37	9.4	
*CNN40050EG	1/2"-13	0.50	12.7	
CNN30062EG	5/8"-11	0.37	9.4	
*CNN40062EG	5/8"-11	0.50	12.7	
CNN30075EG	3/4"-10	0.37	9.4	
*CNN40075EG	3/4"-10	0.50	12.7	
*CNN40087EG	7/8"-9	0.50	12.7	

\*Cannot be used with 13/16" & 1" channel

## CNS

### Channel Nut Short Spring

For 13/16" & 1" channel

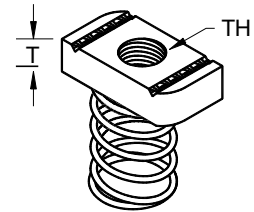


Catalog Number	TH	in.	T	mm
CNS20025EG	1/4"-20	0.25	6.3	
CNS20031EG	5/16"-18	0.25	6.3	
CNS30031EG	5/16"-18	0.37	9.4	
CNS20037EG	3/8"-16	0.25	6.3	
CNS30037EG	3/8"-16	0.37	9.4	
CNS30050EG	1/2"-13	0.37	9.4	
CNS30062EG	5/8"-11	0.37	9.4	

## CNR

### Channel Nut Regular Spring

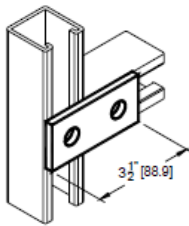
For 1-3/8" & 1-5/8" channel



Catalog Number	TH	in.	T	mm
CNR20025EG	1/4"-20	0.25	6.3	
CNR20031EG	5/16"-18	0.25	6.3	
CNR30031EG	5/16"-18	0.37	9.4	
CNR20037EG	3/8"-16	0.25	6.3	
CNR30037EG	3/8"-16	0.37	9.4	
CNR30050EG	1/2"-13	0.37	9.4	
CNR40050EG	1/2"-13	0.50	12.7	
CNR40062EG	5/8"-11	0.50	12.7	
CNR40075EG	3/4"-10	0.50	12.7	
CNR40087EG	7/8"-9	0.50	12.7	

## F30

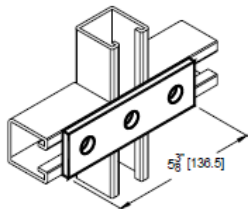
### 2 Hole Splice Plate



Catalog Number F30 0000EG

## F31

### 3 Hole Splice Plate



Catalog Number F31 0000EG

## CNT

### Channel Nut Top Spring

For all channel sizes except as noted

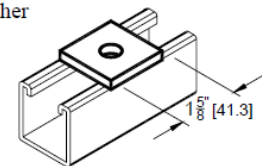


Catalog Number	TH	in.	T	mm
CNT20025EG	1/4"-20	0.25	6.3	
CNT30037EG	3/8"-16	0.37	9.4	
CNT30050EG	1/2"-13	0.37	9.4	
*CNT40050EG	1/2"-13	0.50	12.7	

\*Cannot be used with 13/16" & 1" channel

## F09 THRU F15

### Square Washer



Catalog Number	Bolt Size	Hole Size	Model #		
	Inch	mm	Inch	mm	
F10 0025EG	1/4	6	5/16	7.9	F10
F09 0031EG	5/16	7	3/8	9.5	F09
F11 0037EG	3/8	8	7/16	11.1	F11
F12 0050EG	1/2	12	9/16	14.3	F12
F13 0062EG	5/8	16	11/16	17.5	F13
F14 0075EG	3/4	20	13/16	20.6	F14
F15 0087EG	7/8	22	15/16	23.8	F15



**CHANNEL TRACK MANUFACTURING**  
 11750 CLAY ROAD · HOUSTON, TEXAS 77043 · 713.864.2551  
 WWW.CHANNEL-TRACK.COM



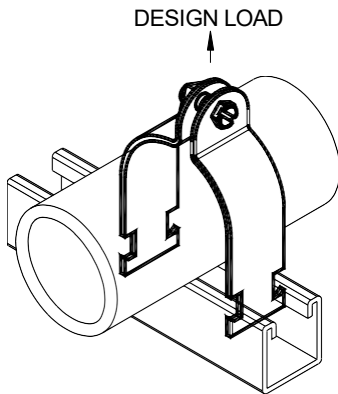
# Strut Clamps

Standard finish is Zinc Electroplate.

See page one for a listing of product finishes and materials.

## SCR

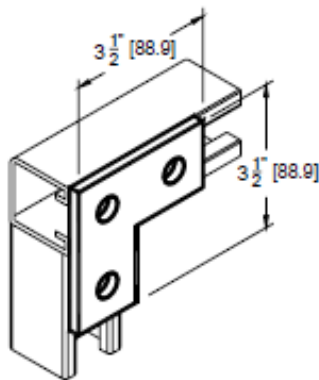
Rigid Strut Clamp



Catalog Number	Pipe Size		O.D.		Design Load	
	Inch	Metric	in.	mm	lbs	kN
SCR 0012EG	1/8	3	0.405	10.3	400	1.78
SCR 0025EG	1/4	6	0.540	13.7	400	1.78
SCR 0037EG	3/8	10	0.675	17.1	400	1.78
SCR 0050EG	1/2	15	0.840	21.3	400	1.78
SCR 0075EG	3/4	20	1.050	26.7	600	2.67
SCR 0100EG	1	25	1.315	33.4	600	2.67
SCR 0125EG	1-1/4	32	1.660	42.2	600	2.67
SCR 0150EG	1-1/2	40	1.900	48.3	800	3.56
SCR 0200EG	2	50	2.375	60.3	800	3.56
SCR 0250EG	2-1/2	65	2.875	73.0	800	3.56
SCR 0300EG	3	80	3.500	88.9	800	3.56
SCR 0350EG	3-1/2	90	4.000	101.6	1000	4.45
SCR 0400EG	4	100	4.500	114.3	1000	4.45
SCR 0500EG	5	125	5.562	141.3	1000	4.45
SCR 0600EG	6	150	6.625	168.3	1000	4.45
SCR 0800EG	8	200	8.625	219.1	1000	4.45
SCR 1000EG	10	250	10.750	273.1	1000	4.45
SCR 1200EG	12	300	12.750	323.9	1000	4.45

### F50

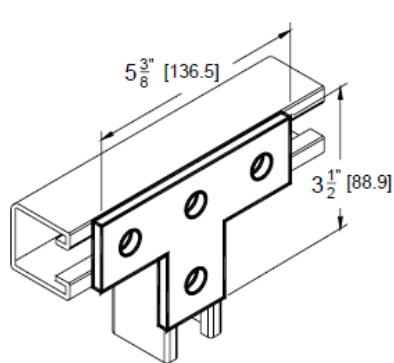
3 Hole Corner Plate



Catalog Number F50 0000EG

### F60

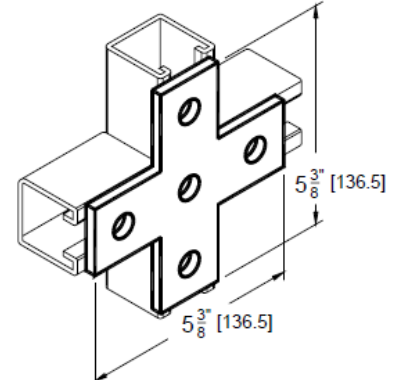
4 Hole Tee Plate



Catalog Number F60 0000EG

### F70

5 Hole Cross Plate



Catalog Number F70 0000EG



CHANNEL TRACK MANUFACTURING  
11750 CLAY ROAD · HOUSTON, TEXAS 77043 · 713.864.2551  
WWW.CHANNEL-TRACK.COM



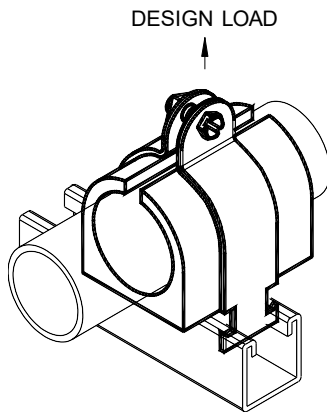
# Strut Clamps

Standard finish is Zinc Electroplate.

See page one for a listing of product finishes and materials.

## CCT

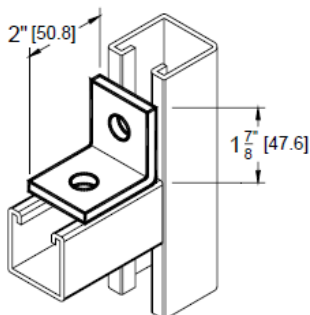
Cushioned Tubing Strut Clamp



Catalog Number	Tubing O.D.		
	in. (Fractions)	in. (Decimal)	mm
CCT 0025YC	1/4	0.250	6.4
CCT 0037YC	3/8	0.375	9.5
CCT 0050YC	1/2	0.500	12.7
CCT 0062YC	5/8	0.625	15.9
CCT 0075YC	3/4	0.750	19.0
CCT 0087YC	7/8	0.875	22.3
CCT 0100YC	1	1.000	25.4
CCT 0112YC	1-1/8	1.125	28.6
CCT 0125YC	1-1/4	1.250	31.8
CCT 0137YC	1-3/8	1.375	34.9
CCT 0150YC	1-1/2	1.500	38.1
CCT 0162YC	1-5/8	1.625	41.3
CCT 0175YC	1-3/4	1.750	44.5
CCT 0187YC	1-7/8	1.875	47.6
CCT 0200YC	2	2.000	50.8
CCT 0212YC	2-1/8	2.125	54.0
CCT 0225YC	2-1/4	2.250	57.2
CCT 0250YC	2-1/2	2.500	63.5
CCT 0262YC	2-5/8	2.625	66.7
CCT 0287YC	2-7/8	2.875	73.0
CCT 0312YC	3-1/8	3.125	79.4
CCT 0362YC	3-5/8	3.625	92.1
CCT 0412YC	4-1/8	4.125	104.8

## L11

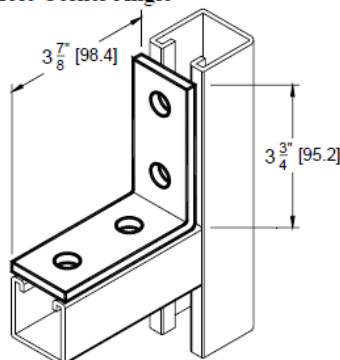
2 Hole Corner Angle



Catalog Number L11 0000EG

## L13

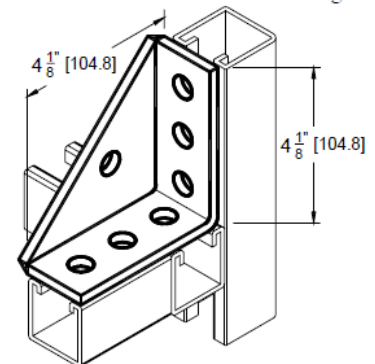
4 Hole Corner Angle



Catalog Number L13 0000EG

## L34

7 Hole Universal Gusset Corner Angle



Catalog Number L34 0000EG

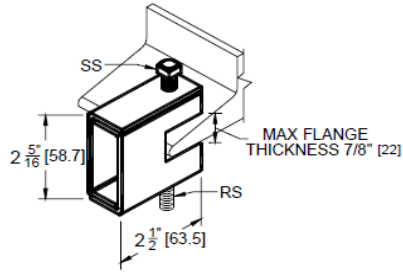


**CHANNEL TRACK MANUFACTURING**  
 11750 CLAY ROAD · HOUSTON, TEXAS 77043 · 713.864.2551  
[WWW.CHANNEL-TRACK.COM](http://WWW.CHANNEL-TRACK.COM)



### BC15

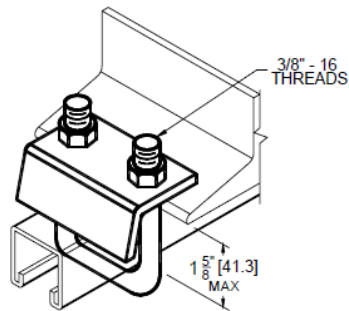
Formed Steel Beam Clamp  
Maximum flange thickness 7/8" [22]



Catalog Number	Rod Size (RS)	Set Screw Size (SS)	Design Load	
			lbs	kN
BC150037EG	3/8"	3/8" - 16	650	2.89
BC150050EG	1/2"	1/2" - 13	650	2.89
BC150062EG	5/8"	1/2" - 13	650	2.89

### BC60

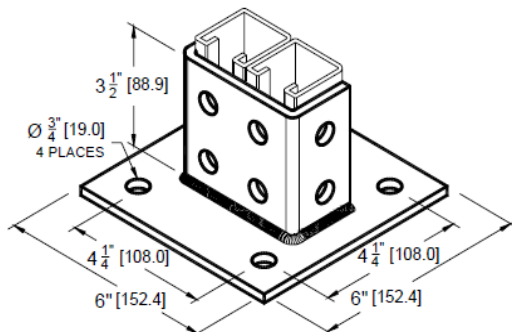
Strut to Beam Clamp with Square U-Bolt  
For 13/16" & 1-5/8" Channel



Design load 1200 Lbs [5.34 kN] when used in pairs  
Catalog Number BC600000EG

### P20

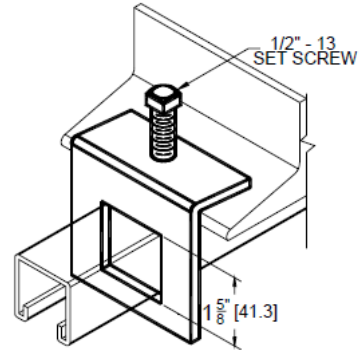
Post Base Double Channel  
4 Hole Square 3-1/2"



Catalog Number P20 0000EG

### BC40

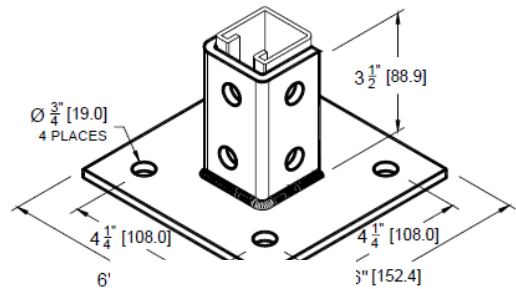
Strut to Beam Clamp Window Type



Design load 950 Lbs [4.23 kN] when used in pairs  
Catalog Number BC400000EG

### P14

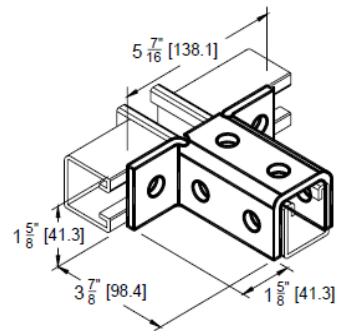
Post Base Single Channel  
4 Hole Square 3-1/2"



Catalog Number P14 0000EG

### W31

Wing Fitting Corner Connector 8 Hole Opposed



Catalog Number W31 0000EG



CHANNEL TRACK MANUFACTURING  
11750 CLAY ROAD · HOUSTON, TEXAS 77043 · 713.864.2551  
WWW.CHANNEL-TRACK.COM

